













PCP SOLUTIONS

MXM GPU PRODUCT CATALOG



<https://www.pcpsol.com>

From ultrasound devices to advanced digital displays and robotics, NVIDIA RTX™-powered embedded GPU solutions provide excellent performance and power efficiency while meeting the highest quality and reliability standards. No matter the industry, application, or deployment environment, embedded GPU solutions powered by NVIDIA RTX are designed to deliver graphics, compute, deep learning, and AI capabilities to power a wide variety of systems including commercial gaming, healthcare, manufacturing, visual communications, and much more.

		GPU MODEL	FORM FACTOR	INTERFACE	CUDA CORES	RT CORES	TENSOR CORES	GPU CLOCK	GPU BOOST CLOCK	GPU MEMORY	GPU MEMORY BANDWIDTH	ECC	PEAK GRAPHICS PERFORMANCE (peak FP32)	DISPLAY OUTPUTS	MAX SINGLE DISPLAY RESOLUTION	TOTAL GRAPHICS POWER	EOL TIME FRAME	MTBF (@25°C)	
EN19 MXM SERIES (TURING ARCHITECTURE)																			
EMB-G609-A2		NVIDIA Quadro T1000	MXM 3.1 Type A	PCIe 3.0 x8 / x16	896	-	-	1395 MHz	1650 MHz @50W	128-bit 4GB GDDR6	192 GBps	-	3.0 TFLOPS	4 x DisplayPort 1.2, 1.4b, HDMI2.0	4096 x 2160 @60Hz	50W	Q1 2026	-89,594 hrs	
EMB-G623-A0		NVIDIA Quadro RTX 3000	MXM 3.1 Type B	PCIe 3.0 x8 / x16	1,920	30 Gen1	240 Gen2	945 MHz	1380 MHz @80W	128-bit 6GB GDDR6	336 GBps	-	5.3 TFLOPS	5 x DisplayPort 1.2, 1.4b, HDMI2.0	4096 x 2160 @60Hz	80W	Q1 2026	-73,442 hrs	
EMB-G608-A0		NVIDIA Quadro RTX 5000	MXM 3.1 Type B	PCIe 3.0 x8 / x16	3,072	48 Gen1	384 Gen2	1035 MHz	1530 MHz @110W	128-bit 16GB GDDR6	448 GBps	-	9.5 TFLOPS	5 x DisplayPort 1.2, 1.4b, HDMI2.0	4096 x 2160 @60Hz	110W	Q1 2026	-68,260 hrs	
EN20 MXM SERIES (AMPERE ARCHITECTURE)																			
EMB-G692-A1		NVIDIA RTX A500	MXM 3.1 Type A	PCIe 4.0 x4	2,048	16 Gen2	64 Gen3	1155 MHz	1777 MHz @45W	64-bit 4GB GDDR6	112 GBps	-	7.3 TFLOPS	-	4096 x 2160 @60Hz	45W	Q1 2027	-133,785 hrs	
EMB-G665-C0		NVIDIA RTX A1000	MXM 3.1 Type A	PCIe 4.0 x4 / x8	2,048	16 Gen2	64 Gen3	1192 MHz	1627 MHz @60W	128-bit 4GB GDDR6	224 GBps	-	6.7 TFLOPS	4 x DisplayPort 1.2, 1.4, HDMI2.1	4096 x 2160 @60Hz	60W	Q1 2027	-109,809 hrs	
EMB-G665-B0		NVIDIA RTX A2000	MXM 3.1 Type A	PCIe 4.0 x4 / x8	2,560	20 Gen2	80 Gen3	1087 MHz	1552 MHz @50W Max-Q	128-bit 8GB GDDR6	224 GBps	Supported	7.9 TFLOPS	4 x DisplayPort 1.2, 1.4, HDMI2.1	4096 x 2160 @60Hz	50W Max-Q	Q1 2027	-109,809 hrs	
EMB-G662-B0		NVIDIA RTX A1000	MXM 3.1 Type B	PCIe 4.0 x4 / x8	2,048	16 Gen2	64 Gen3	1470 MHz	1822 MHz @80W	128-bit 4GB GDDR6	224 GBps	-	7.5 TFLOPS	4 x DisplayPort 1.2, 1.4, HDMI2.1	4096 x 2160 @60Hz	80W	Q1 2027	-107,992 hrs	
EMB-G662-A1		NVIDIA RTX A2000	MXM 3.1 Type B	PCIe 4.0 x4 / x8	2,560	20 Gen2	80 Gen3	1387 MHz	1815 MHz @80W	128-bit 8GB GDDR6	224 GBps	Supported	9.3 TFLOPS	4 x DisplayPort 1.2, 1.4, HDMI2.1	4096 x 2160 @60Hz	80W	Q1 2027	-107,984 hrs	
EMB-G663-A1		NVIDIA RTX A4500	MXM 3.1 Type B	PCIe 4.0 x8 / x16	5,888	46 Gen2	184 Gen3	1020 MHz	1575 MHz @125W	256-bit 16GB GDDR6	512 GBps	Supported	18.5 TFLOPS	5 x DisplayPort 1.2, 1.4, HDMI2.1	4096 x 2160 @60Hz	125W	Q1 2027	-79,902 hrs	
EN21 MXM SERIES (ADA LOVELACE ARCHITECTURE)																			
Under Development		NVIDIA RTX 2000	MXM 3.1 Type B	PCIe 4.0 x4 / x8	3,072	24 Gen3	96 Gen4	1905 MHz	2340 MHz @80W	128-bit 8GB GDDR6	256 GBps	Supported	14.4 TFLOPS	3 x DisplayPort 1.4a, HDMI2.1	4096 x 2160 @60Hz	80W	-Q1 2028	> 70,000 hrs	
G721		NVIDIA RTX 3500	MXM 3.1 Type B	PCIe 4.0 x8 / x16	5,120	40 Gen3	160 Gen4	1725 MHz	2250 MHz @115W	192-bit 12GB GDDR6	432 GBps	Supported	23.0 TFLOPS	4 x DisplayPort 1.4a, HDMI2.1	4096 x 2160 @60Hz	115W	-Q1 2028	> 70,000 hrs	
Under Development		NVIDIA RTX 5000	MXM 3.1 Type B	PCIe 4.0 x8 / x16	9,728	76 Gen3	304 Gen4	1500 MHz	2190 MHz @125W	256-bit 16GB GDDR6	576 GBps	Supported	42.7 TFLOPS	4 x DisplayPort 1.4a, HDMI2.1	4096 x 2160 @60Hz	125W	-Q1 2028	> 70,000 hrs	